



# GLOBAL INTELLIGENCE & DATA PLATFORM

ENERGY

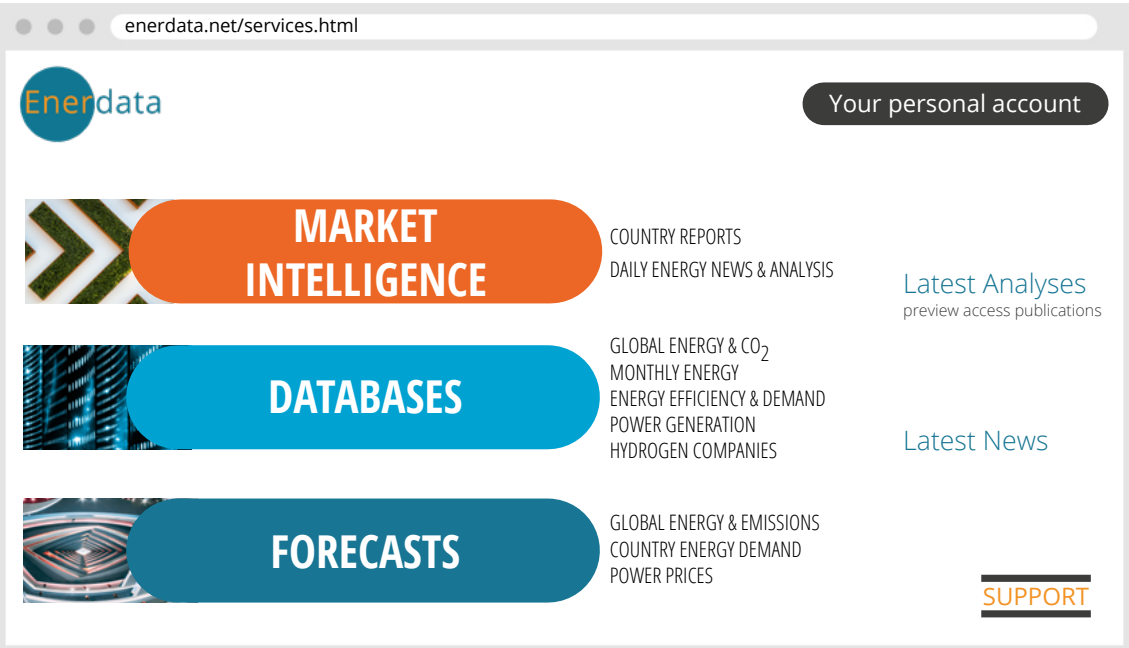
CLIMATE

A SINGLE PLATFORM  
THE MOST REPUTABLE MODELS  
30+ YEARS OF EXPERTISE



RAISE YOUR ENERGY & CLIMATE KNOWLEDGE TO THE NEXT LEVEL

- ➔ Shape your energy transition and business strategies
- ➔ Be notified of relevant policies and market moves
- ➔ Analyse, model and benchmark in just a few clicks
- ➔ Be guided to the most sustainable investments



Enerdata Online Platform

- A **single platform** for all your research: global energy and climate information, data, and forecasts
- Access premium and updated insight in a few clicks
- 24/7 online access
- Personal secure access
- Intuitive interfaces, interactive graphs
- Data exports in .xlsx, .csv or .pdf
- On demand: data push in .CSV and custom API

WHY ENERDATA'S INTELLIGENCE & DATA PLATFORM?

- **30+ years** of successful market experience
- **400+** first-class **statistical sources** within a single interface
- **Up-to-date** data & information
- **Multi-energy** approach
- Up to **186 countries** covered
- **Exclusive outputs** from globally recognised models
- **Reactive support** from Enerdata analysts

360° INSIGHTS

FIND WHAT YOU ARE LOOKING FOR AND  
CLICK ON THE ARROW TO LEARN MORE ON THE RELEVANT SERVICE

TOPICS	SERVICES	MARKET INTELLIGENCE	DATABASES	FORECASTS
POLICIES		COUNTRY REPORTS		
PRICES		DAILY ENERGY NEWS & ANALYSIS	ANNUAL ENERGY & CLIMATE DATA	ENERGY & CLIMATE POWER PRICES
SUPPLY		LOW CARBON TECHNOLOGY WATCH	MONTHLY ENERGY	
DEMAND				ENERGY & CLIMATE
EMISSIONS			ANNUAL ENERGY & CLIMATE DATA	
EFFICIENCY & DEMAND BY END-USE			EFFICIENCY & DEMAND DATA & INDICATORS	COUNTRY ENERGY DEMAND
PLAYERS & PRODUCERS			POWER GENERATION HYDROGEN COMPANIES	

**INTENSIVE ENERGY USERS**

- ⇒ Carbon offset options
- ⇒ Energy procurement optimisation

**ENERGY COMPANIES & MANUFACTURERS**

- ⇒ Shape your business & strategy planning
- ⇒ Weight your market and benchmark your competitors
- ⇒ Calculate long-term ROI

**UNIQUE INSIGHTS AT  
YOUR SERVICE****SUSTAINABLE FINANCE**

- ⇒ Sectoral decarbonisation potential
- ⇒ Energy asset & players ranking

**RESEARCH CENTRES**

- ⇒ Analyse trends & scenarios
- ⇒ Study technologies & their players

**GOVERNMENT BODIES**

- ⇒ Shape your energy & climate policies
- ⇒ Monitor & simulate COP pledges



# MARKET INTELLIGENCE

→ **Unbiased** and **up-to-date turnkey analysis** on global energy markets

→ Get the **best quality news** and **analysis** in **one click**

- Enter in a country's energy markets and infrastructure projects in just a few clicks
- Visualise data with insightful graphs and tables in your own custom analyses
- Take advantage of sound analysis conducted by energy experts
- Create custom reports

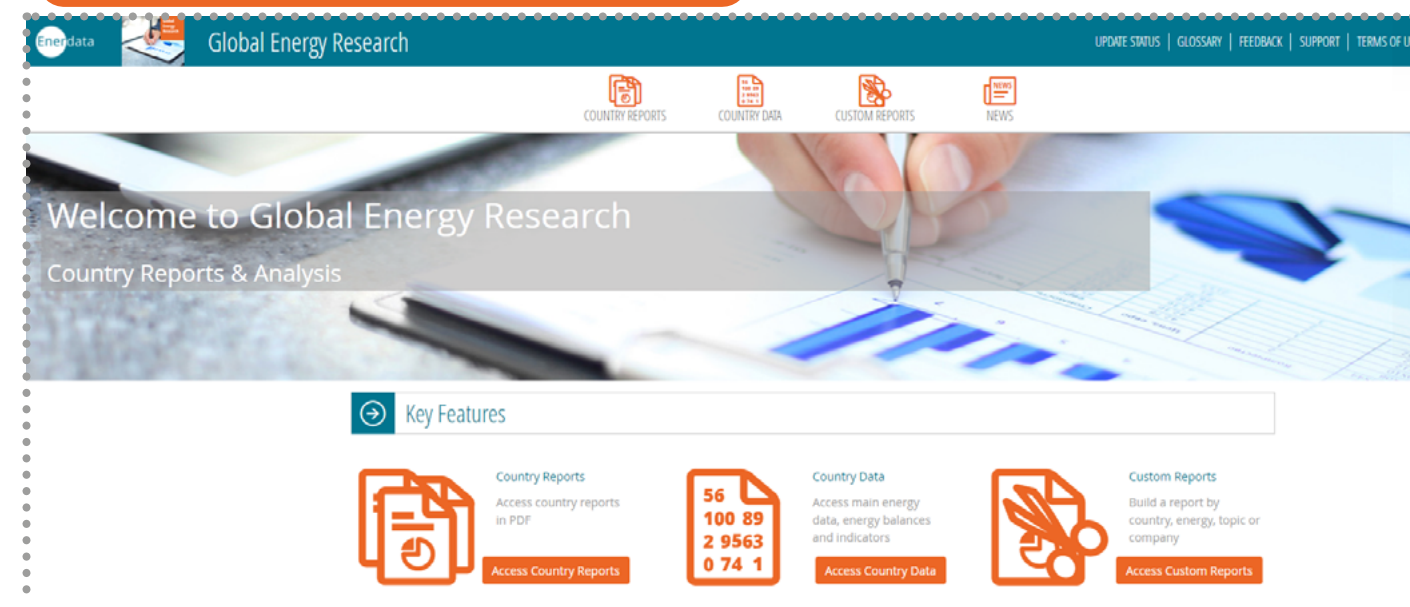
## ENERGY COUNTRY REPORTS

- **110+ up-to-date country reports** on the local energy market
- insight into a given country's market structure and organisation, regulatory bodies, and actors' presence
- overview of supply, demand, prices, and taxes with key figures
- latest local energy news
- .pdf / .xls

## PDF REPORTS



## Online interface





- Save time: one daily email with all relevant news tailored for your needs
- Convenient delivery: RSS feed & customisable email alerts
- Look for historic news with our archives dating back to 2008
- Easy search: get instant answer to your request, even in archives

### DAILY NEWS

- **Global coverage:** 110 countries
- Fine-tuned selection for **the best relevancy**
- Latest news from reliable hundreds of sources, selected by our analysts, sorted by topics
- RSS feed & customisable email alerts by frequency and topic

### SOURCES

- Electricity
- Gas
- Oil
- Coal
- CO<sub>2</sub> emissions
- Renewables and more

### TOPICS

- Policies & regulations
- Taxes
- Prices
- Demand & forecasts
- Contracts
- Company news
- Infrastructure and more

Search tool

Key Energy Intelligence

MY ALERTS | MY ARCHIVES | MY SAVED SEARCHES | SUPPORT | TERMS OF USE

SEARCH | OIL | GAS | COAL/LIGNITE | **ELECTRICITY** | CO<sub>2</sub> EMISSIONS

### Search - Electricity

Type: Daily Energy News Executive Brief

Full text search: 
Date between:  And:

Zones & Countries: 
Energies & CO<sub>2</sub>:  Electricity ✕
Topics:

Utilities:

Result: 1 - 50 of 15447
☐ Select / deselect all results in this view (all pages, 15447 total)

- Save time: receive the latest and most relevant insights about decarbonisation, clean and efficient technologies, and policy evolution.
- Stay updated on your market, your competitors' strategies, and the latest innovations worldwide
- Identify the most active companies and providers in each region
- Benefit from analytic report summaries

### WEEKLY NEWS

- **Global coverage**
- A selection of **key information** on the main topics + optional topics if requested
- **Various categories on each technology:** strategy, policy, project, technology, energy...
- Latest news from reliable hundreds of sources, selected by our analysts, sorted by topics and categories

### MAIN TOPICS

- Sectorial decarbonisation:
- Technology/market trends
- Policy & Regulatory
- Tenders
- M&A
- Projects

### TECHNOLOGIES

- Renewables
- Storage (LDES, BESS)
- Hydrogen
- Geothermal
- Biomass, biogas
- Offshore win
- and more.

Weekly email



## LOW-CARBON TECHNOLOGY WATCH

DATE

SAMPLE

### DECARBONISATION OF INDUSTRY

#### GAS VECTOR

#### GET H2 Nukleus: Authorities approve construction and operation of large electrolyser plant in Lingen

The local relevant authority in Oldenburg (Germany) has granted permission for the construction and operation of the first two 100 MW electrolysers on the site of the RWE gas-fired power plant in Lingen to the operating company "Nukleus Green H2" a



# DATABASES

- ➔ Feed your models
- ➔ Produce your analysis
- ➔ Benchmark your findings

- ➔ Quickly perform your analysis, presentations and research within a single source
- ➔ Find all the data for evolution follow-up: from 1990 to last year without rupture
- ➔ Intuitive interface with interactive maps and multiple data export formats
- ➔ Widest WW coverage: multi-energies in 186 countries

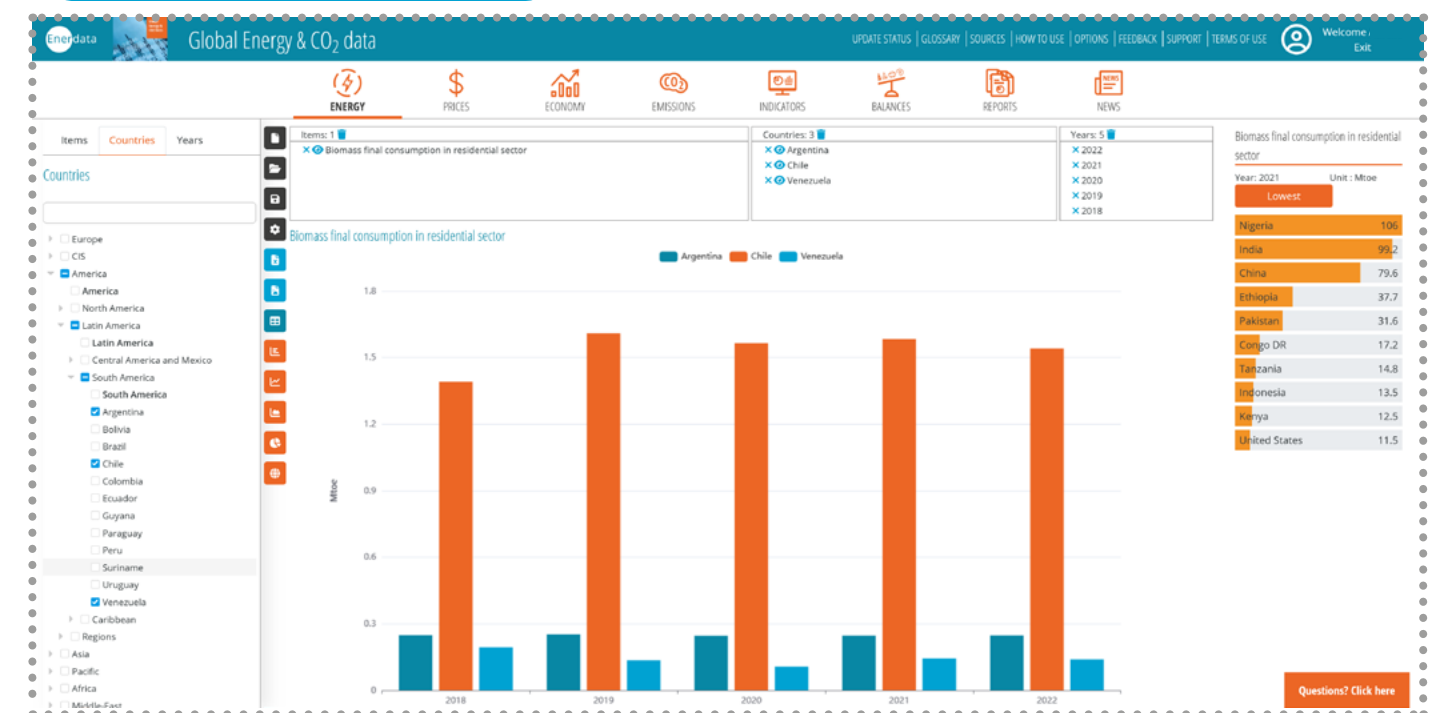
## GLOBAL DATA

- 400+ reliable and exclusive sources
- Customised graphs or maps
- Embedded calculator & converter
- Query savings
- Country snapshot
- Export in .pdf, .xlsx, .csv

## TOPICS

- All energy sources
- Supply
- Demand
- Import / export
- Prices
- Indicators
- Emissions & balances
- Macro-economic

## Query example





- ➔ Get monthly updates for all energies on detailed data series
- ➔ Accurate monitoring of prices, economic indicators, and balances
- ➔ Intuitive interface with interactive maps and multiple data export formats
- ➔ Facilitate the feeding of your data management system and forecasting models

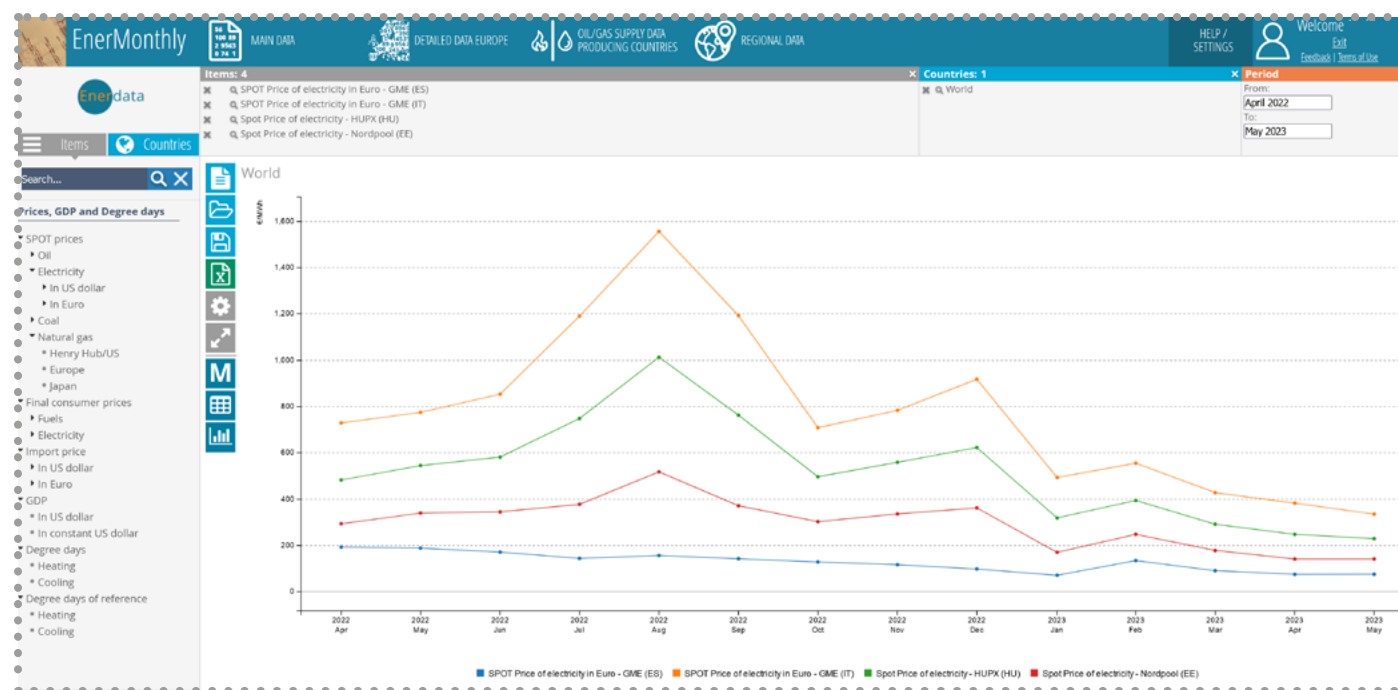
### KEY ENERGY MARKETS

- Global coverage:
  - ⇒ 40+ OECD & non-OECD countries
  - ⇒ detailed energy data on states/provinces for US & China
  - ⇒ EU28
- Up to 300 series/countries
- Premium statistical sources
- Export in .csv

### TOPICS

- All energy sources
- Production
- Imports
- Exports
- Consumption
- Prices
- Indicators

### Query example



- ➔ Benchmark countries on energy consumption, emissions, and energy intensity markets
- ➔ Detailed breakdown by branch, sector, and end-use
- ➔ Exclusive energy efficiency indicators
- ➔ Demand drivers for each sector

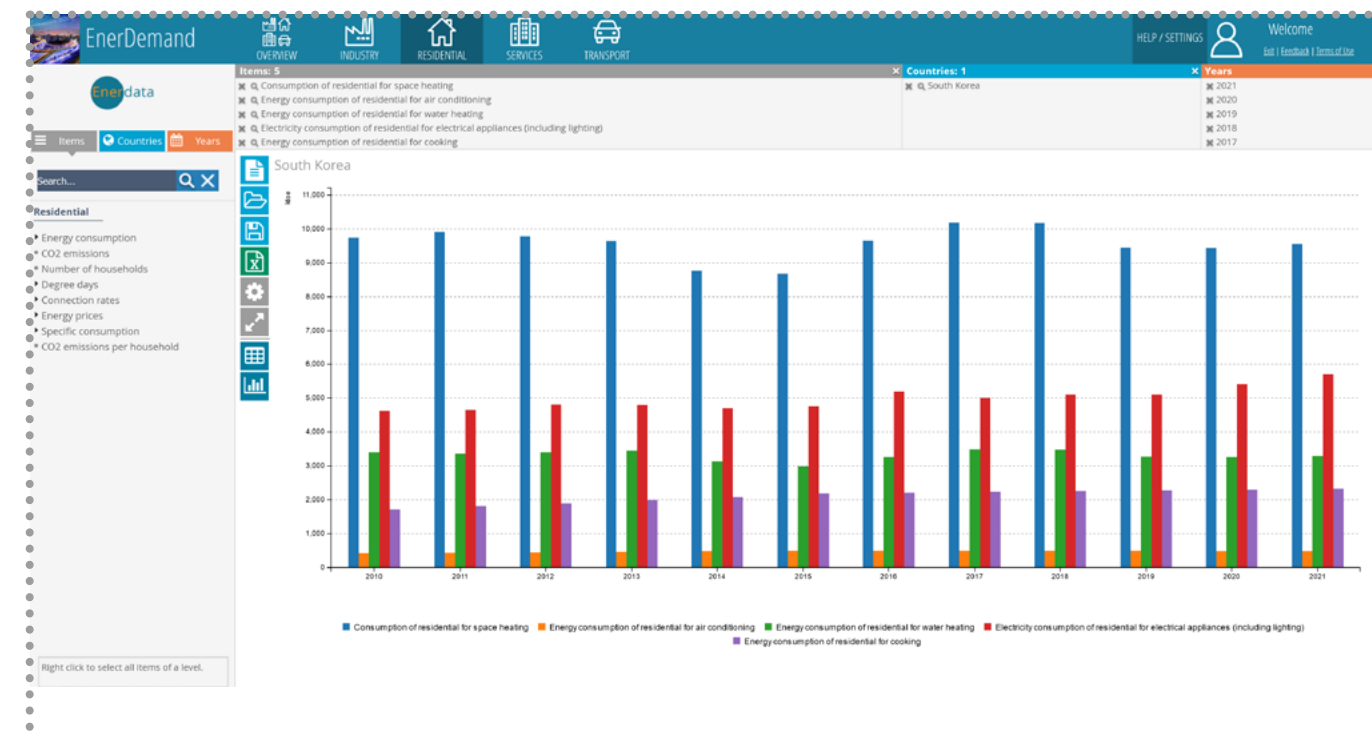
### EU & GLOBAL DATA

- Unique database thanks to exclusive sources
- Regular updates
- Consistent data with no time rupture
- 2 databases:
  - ⇒ 27 EU countries + Serbia + Switzerland
  - ⇒ 21 non-EU countries + EU aggregate
- Query savings
- Export in .xlsx, .csv

### TOPICS

- Macro
- Industry
- Transport
- Residential
- Services & Agriculture

### Query example





- ➔ Continuously updated information on WW power generation assets development
- ➔ Benchmark power mix evolution, including RES penetration, with five-year forecasts
- ➔ Coverage of 85% of the global power capacity
- ➔ Analysis of dynamics for power generation capacity and investment by country, by company, and by technology

### KEY ENERGY MARKETS

- Global coverage: 127 countries
- Country dashboard
- Company dashboard
- Plant dashboard & status
- Power plant analytic
- Exclusive performance indicators
- Export in .xlsx

### TOPICS

- All energy plants characteristics
- Renewable energies
- Power mix
- Project planning, status, and financing
- Energy storage
- CO<sub>2</sub> emissions

## MODULES

### Power CAPEX and Renewables LCOE

Weigh investment decisions leveraging thousands of data points and meaningful averages

### Renewable Energies Auctions Monitor

The most in-depth RES auctions database with worldwide coverage

### DATABASE SAMPLE

Power Plant Tracker

NEWSLETTERS | UPDATE STATUS | HELP | FEEDBACK | SUPPORT | TERMS OF USE

UNITS | PLANTS | ANALYSIS

Regions: All, Choose a zone...

Countries: All, Choose a country...

Companies: All, Type to search a company...

Status: All, Choose a status...

Energy: All, Choose an energy...

Date of commissioning (Year): From To

Date of decommissioning (Year): From To

Net Capacity (MW): From To

Total investment (USDm): From To

Last selection of updates: 16 units found

Country	Plant name	Unit name	Status	Operator	Category	Energy	Sub Energy	Technology
Russia	Abagaytay	Abagaytay (Abagaytayko...)	Announced	Unigreen Power	Renewables	Solar		PV
Brazil	Alisios Potiguaries	Alisios Potiguaries	Announced	Copenhagen Infrastructur...	Renewables	Wind		Off-shore
Cambodia	Bavet solar	Bavet solar	Under construction	Antaisolar	Renewables	Solar		PV
Australia	Berrybank	Berrybank	Operational	Berrybank Development	Renewables	Wind		On-shore
Australia	Berrybank	Berrybank - Stage 2	FID	Berrybank Development	Renewables	Wind		On-shore
Canada	Greenbriar Alberta solar	Greenbriar Alberta solar - 1	Bidding process	Greenbriar Capital	Renewables	Solar		PV
Canada	Greenbriar Alberta solar	Greenbriar Alberta solar - 2	Bidding process	Greenbriar Capital	Renewables	Solar		PV
Poland	Greencells solar northwest	Greencells solar northwest	Announced	Greencells	Renewables	Solar		PV
Poland	Greencells solar southeast	Greencells solar southeast	Announced	Greencells	Renewables	Solar		PV
United States	Indiana Crossroads Wind ...	Indiana Crossroads Wind ...	Operational	Indiana Crossroads Wind ...	Renewables	Wind		On-shore
Brazil	São Gonçalo	São Gonçalo 14	Under construction	Enel Green Power (EGP)	Renewables	Solar		PV
Brazil	São Gonçalo	São Gonçalo 15	Under construction	Enel Green Power (EGP)	Renewables	Solar		PV
Brazil	São Gonçalo	São Gonçalo 17	Under construction	Enel Green Power (EGP)	Renewables	Solar		PV
Brazil	São Gonçalo	São Gonçalo 19	Under construction	Enel Green Power (EGP)	Renewables	Solar		PV
Vietnam	Soc Trang offshore	Soc Trang offshore phase 1	Bidding process	Mainstream Renewable P...	Renewables	Wind		Off-shore
Vietnam	Soc Trang offshore	Soc Trang offshore phase 2	Announced	Mainstream Renewable P...	Renewables	Wind		Off-shore

- ➔ Find all key hydrogen manufacturers with their activities, technologies, and markets
- ➔ To prospect, build your research or benchmark your competitors on H<sub>2</sub> value chain, rely on our knowledge and network by using our insightful database
- ➔ Access the missing information on H<sub>2</sub> emerging technologies

### GLOBAL DATA


- Unique database build from meticulous research and wide knowledge of H<sub>2</sub> landscape
- Regular updates
- WW coverage: 1,000 companies in 40 countries
- Detailed information in each company: ID sheet, technologies, systems, components and more
- Export in .xlsx


### TECHNOLOGIES

- Fuel cell
- Electrolyser
- Storage
- Hydrogen fuelling station

### QUERY EXAMPLE

Enerdata






Global Hydrogen Companies Database

FEEDBACK

SUPPORT

TERMS OF USE

Welcome

Exit

Companies:

Select...

Countries/Regions:

Asia

Characteristics:

Hydrogen Production

Size:

Large

Founded:

From

To

☐ Only diversified

☐ Only pure player

☒ All

Search

Clear all

Last update: July 2023

Show detailed data

Background information				Materials and Components		Hydrogen Production					Sub-Systems			Hydrogen Change of State		Hydrogen							
Company	HQ region	HQ Country	Pure player / Diversified	Material	Components	Electrolyser Stacks	Electrolyser Systems	Technologies	Gas reformer	Partial oxidation	Biomass to H2	Waste to H2	Others	H2O Purifier	H2 Purifier	Rectifier	Others	Liquefier	Vaporisation	Cryogenic Liquid Hydrogen	Gas	Gas cylinder type	
Asahi Kasei	Asia	Japan	Diversified	1			1	1															
Cockeill Invel Hydrogen (former Sushou Invel Hydrogen Production Equipment)	Asia	China	Pure Player				1	1						1									
Danesh G&P Group	Asia	Japan	Diversified						1														
EM Korea (EUKO)	Asia	South Korea	Diversified				1	1															
Hitachi Zosen (Hitzi)	Asia	Japan	Diversified				1	1															
Honda Motor	Asia	Japan	Diversified				1	1															
ISI	Asia	Japan	Diversified							1	1												
Kaoji	Asia	Taiwan	Diversified	1				1															
Kawasaki Heavy Industries	Asia	Japan	Diversified							0.5								1		1			
Kobelco Eco-Solutions (Kobe Steel Group)	Asia	Japan	Diversified				1	1															
LONGi Green Energy Technology	Asia	China	Diversified				1	1							1		1						
Mitsubishi Gas Chemical (MGC)	Asia	Japan	Diversified	1					1														
Mitsubishi Heavy Industries	Asia	Japan	Diversified						1														
Parik Hydrogen Technologies (Purification Equipment Research Institute of CSIO)	Asia	China	Pure Player	1		1	1	1						1								1	
Toshiba Energy Systems & Solutions	Asia	Japan	Pure Player				1	1															



# FORECASTS

- ➔ Define your **business' strategic decisions**
- ➔ Assess climate policies to **partake in the energy transition**

- ➔ Plan your energy business. Simulate energy policies.
- ➔ Get consumption projections to 2050, drilling down to end uses and industrial branches.
- ➔ All-in-one solution embedding a model, calibrated scenarios and complete input data
- ➔ Check your assumptions by adjusting our drivers

## UNIQUE SOLUTION

- Energy demand forecasts by country up to 2050 with one-year steps
- By sector and end-use details:
  - ⇒ transport, industry, residential, services
  - ⇒ passenger, EV, freight, cooking, hot water, air conditioning, public lighting and more.
- Sensitivity analysis feature
- Proven & recognised MEDEE model: EnerMED
- Export in .xlsx
- Options:
  - ⇒ .csv monthly delivery
  - ⇒ custom API development

## TOPICS

- Forecast on energy demand of oil, gas, coal and electricity
- Indicators
- Socio-economics
- Specific consumption

## OUTPUT DRILLING DOWN TO END USES

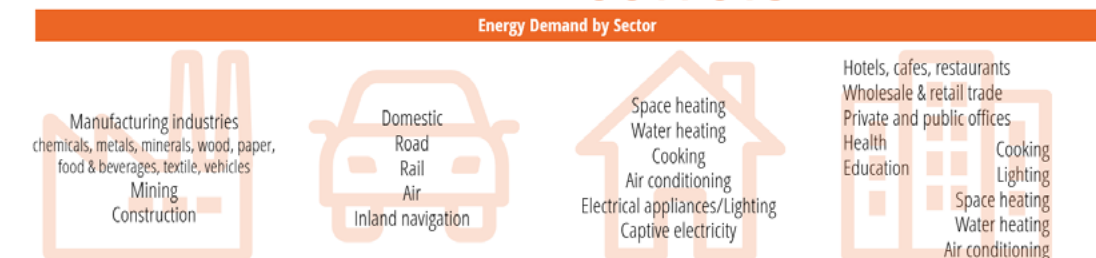
### INPUTS

- Socio-economic variables**
- Technological**
  - GDP, population, value added, energy prices, productivity ...
  - Fuel efficiencies, mileage, new equipment performance...

### MODELLING OPTIONS

- Flexible disaggregation level**
  - By branch
  - By end-use
  - By vehicle (cars, bus...)
  - By zone
  - ...
- Flexible endogenisation of parameters**
  - Number of vehicles
  - Production of energy intensive industries
  - Building stock
  - ...

### OUTPUTS



#### Demand by energy



#### Socio-economics

- Industrial output
- Vehicles stocks, traffic
- Dwellings, equipment...

#### Specific consumption

- Energy intensive products
- Vehicle type
- End-use
- Appliances...

#### Indicators

- Energy intensity
- Energy expenses
- CO<sub>2</sub> emissions



- Base your strategic plans on reliable energy projections: demand, prices, generation
- Assess the evolution and drivers of energy markets worldwide
- Calculate the different levels of emissions reductions that can be reached with different carbon price levels
- Shape GHG mitigation policies, set targets, evaluate future CO<sub>2</sub> emission credits, prices, and volumes

### GLOBAL FORECASTS

- WW coverage: 65+ countries & aggregates
- Historical data from 2000 to 2019, projections to 2050
- By energy source & sector
- Country & regional levels
- Proven & recognised modelling methodology: POLES model
- Export in .csv

### 3 robust scenarios



### SERIES

- Energy demand
- Electricity generation
- Prices
- GHG emissions
- Consumption
- Prices
- Energy transition indicators
- RES evolution

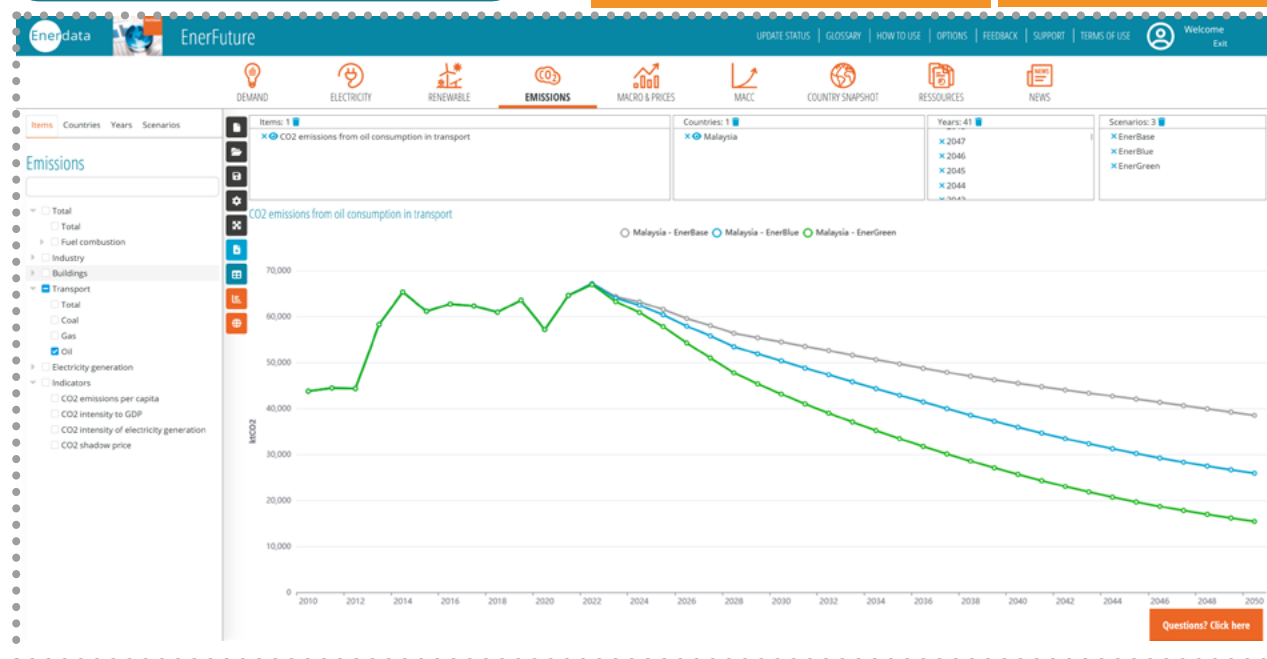
### MODULES

Marginal Abatement Cost Curves - MACC

Emissions reduction potentials and costs across sectors up to 2050

Wedges

Scenario comparisons through a breakdown of the levers reducing emissions




- Estimate your long terms returns on investments
- Get annual independent wholesale price projections to 2050
- Unique optimisation model to see the big picture and avoid «Winner-takes-it-all» effect
- Explore various future pathways

### UNIQUE SOLUTION

- Endogenous modelling of electricity demand and power generation/capacities developments
- Model covering all technologies, including renewables
- 3 scenarios through 2050
- up-to-date historical data
- Robust & recognised POLES model
- Export in .xlsx

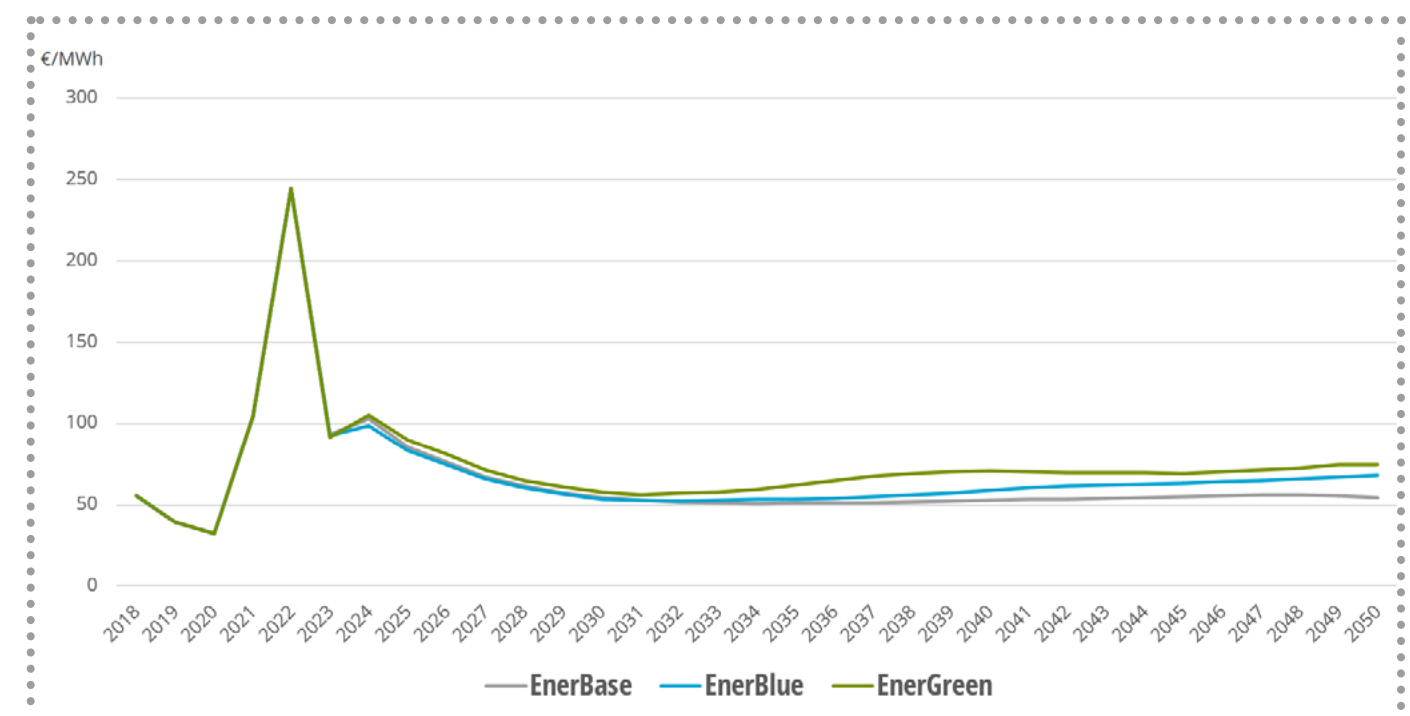
### 3 robust scenarios



### METHODOLOGY

- Use of historical spot prices
- Use of non-economic parameters
- Consideration of technology classes with their technical, economic, and environmental parameters

### EXAMPLE OF COUNTRY WHOLESALE POWER PRICE







# HELPING YOU SHAPE THE ENERGY TRANSITION

**For more information**

[research@enerdata.net](mailto:research@enerdata.net)

[www.enerdata.net](http://www.enerdata.net)

