



## The most comprehensive and up-to-date annual energy database

Why bother struggling with multiple data sources? **Global Energy & CO<sub>2</sub> Database** brings you the most **comprehensive** and **up-to-date** energy information service providing **data and trends** for **all energies** by sector for most countries. This database leverages the most reputable national and international information sources.

Through an **exclusive update process** and **recognised expertise**, Enerdata provides a **comprehensive set of statistics and indicators** on global supply, demand and prices for all energies as well as GHG emissions by sector.

### Why Subscribe?

- Annual data from 1970 to 2017
- 400+ premium sources, harmonised for one-click benchmarks
- Up to 2000+ data series and indicators by country
- Coverage of all energies in 186 countries
- Global supply, demand, prices, indicators and emissions
- Continuous updates
- Intuitive interface, Excel and database export formats and query saving

## Service overview:

- Multi-energy approach: crude oil, oil products, gas, coal, power, renewable energies
- Proven data compilation and expertise process by experienced data specialists
- 2000+ annual time series since 1970 without ruptures
- Production, imports and exports, demand by sector, prices and taxes
- Advanced data: economic data, industry indicators, energy balances
- Detailed balances (transport by type, industry by branch)
- CO<sub>2</sub> emissions by fuel, activity and industry process
- CO<sub>2</sub> information with indicators and balances by country
- CH<sub>4</sub>, N<sub>2</sub>O, PFC, SF<sub>6</sub> emissions data included
- Data export in .csv format to integrate your own databases and models



**2017**  
Data 1970 - 2017

**186**  
countries\* with  
global energy  
market coverage



**400+**  
Data sources

[\\*Full country list available online](#)

## Prices:

This module has spot prices in major markets<sup>1</sup> and customer prices by category:

- Spot prices by marketplace, by energy (crude oil, refined oil, gas, coal, electricity, uranium, carbon)
- Import/export prices by energy<sup>2</sup>
- End user prices & taxes by sector/by energy
- Price per consumer category<sup>3</sup>
- National currency
- Inclusive/exclusive taxes
- USD (\$)
- Euro (€)
- Constant prices (US\$05, €05)
- At purchasing power parity (PPP)
- In energy units (US\$/toe, €/toe)

<sup>1</sup> From low to large consumption

<sup>2</sup> Only available for main importing/exporting countries

## Emissions:

This module is an essential tool for monitoring the evolution of GHG emissions, measuring the relative forces behind this evolution (i.e. economic and demographic growth, energy efficiency, market shares of energy products) and evaluating climate change policy achievements.

### CO<sub>2</sub> Emissions:

- By source
- By fuel
- By industrial branches
- Direct & indirect CO<sub>2</sub> emissions

### CO<sub>2</sub> Indicators:

- Distance to target for GHG
- CO<sub>2</sub> emission per capita
- Average CO<sub>2</sub> emission factor
- CO<sub>2</sub> per unit of GDP
- CO<sub>2</sub> per kWh produced

### Balances:

- CO<sub>2</sub> balance
- Industry fuel combustion & process
- Transport by type
- Industry by branch

# Intuitive online interface:



**Query saving**



**Excel/CSV export**



**PDF export**

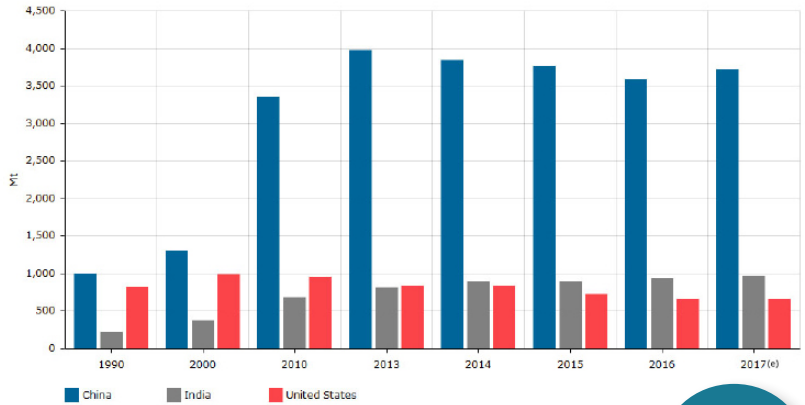


**View as graph**



**View as map**

Coal and lignite domestic consumption



**3x Faster Loading Time**

## Data sources compiled:

Enerdata has developed an extensive international network of the best data sources in the energy industry to constantly enhance the level of market data coverage and provide the most recent statistics available.

More than **400 data sources** are compiled:

**International & regional statistical organisations:**  
IEA, UN, World Bank, IMF, World Coal Institute, Eurostat, Eurelectric, Eurogas, Cedigaz, OPEC, OAPEC, UCTE, OLAD, ADB, APERC, Euracoal, Cepal

## National statistical providers:

Both national statistical institutions and private sources

View our detailed list of sources at: [www.enerdata.net](http://www.enerdata.net)

## Data compilation process:

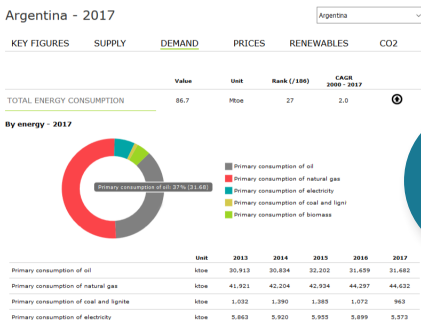
All data is compiled according to a **tested process**, enhanced over the years to provide the most up-to-date information.

Primary energy data comes from the International Energy Agency (IEA).

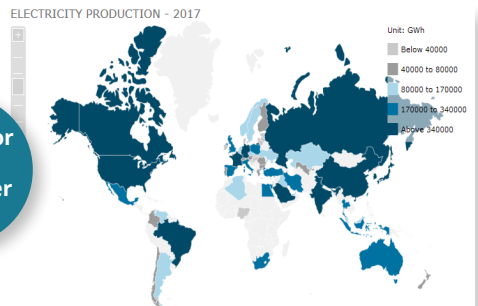
Data is completed with statistics from regional organisations (EUROSTAT, OLADE, ADB, OPEC) or specialised institutions (CEDIGAZ), as well as from data from national sources (national statistics or data specially prepared by local correspondants from more than 100 partners in over 60 countries).

Our international network of partners and independent research allows our analysts and data specialists to update and refine data in a timely manner.

## New country snapshot



## Customised maps & graphs



**Calculator & Converter Inside**

## About Enerdata

Enerdata is an energy intelligence and consulting company.

Our experts will help you to tackle key energy and climate issues and make sound strategic and business decisions.

We provide research, solutions, consulting and training to key energy actors worldwide.

## Enerdata Offices

### UK

23 Austin Friars,  
London, EC2N 1QP  
United Kingdom  
Tel: +44 207 183 4475

### FRANCE

47 av. Alsace Lorraine  
38000 Grenoble  
France  
Tel: +33 4 76 42 25 46

### SINGAPORE

410 North Bridge Road  
Singapore 188726  
Tel: +65 6407 7648

[www.enerdata.net](http://www.enerdata.net)  
[research@enerdata.net](mailto:research@enerdata.net)

# Enerdata

## Comprehensive Coverage

### Energies Available

#### Electricity

- Total
- Hydro-electricity
- Nuclear
- Thermal
- Wind
- Solar
- Geothermal
- Other

#### Coal, Lignite

- Total
- Coal
- Lignite
- Coke
- Briquettes
- Peat

#### Gas

- Natural gas
- LNG
- Manufactured gas
- Coking gas
- Blast furnace gas

#### Oil

- Total
- Crude oil, N.G.L.
  - Total
  - Crude oil
  - NGL
  - Non conventional oil
  - Refinery feedstocks
- Refined oil products
  - Total
  - Motor gasoline
  - Diesel and light fuel oil
  - Heavy fuel oil
  - LPG
  - Ethane
  - Refinery gas
  - Jet-fuel
  - Aviation gasoline
  - Kerosene
  - Naphtha
  - Bitumen
  - White spirit
  - Lubricants
  - Paraffin
  - Petroleum coke

### Biomass Heat/Solar Uranium

### Value Chain

#### Reserves & Capacities

- Refining and LNG capacity
- Reserves (oil, gas, lignite, uranium, hydro)
- Power capacities by source

#### Primary Production

- Crude oil production
- Primary power generation (Hydro, nuclear, renewable)
- Gas & LNG production
- Coal and coal products

#### Trade

- National imports
- National exports
- Trade balance

#### Energy Transformation

- Thermal power generation by fuel
- Thermal power generation by technology
- Refined oil products

#### Consumption

- Domestic supply
- Total demand
- Energy sector demand
- Power plants demand
- Transport & losses
- Final demand by sector

### Sectors Covered

#### Industry

- Steel
- Chemicals
- Non metallic mineral
- Food and Tobacco
- Construction
- Mining
- Machinery
- Non ferrous metals
- Paper and pulp
- Transport equipment
- Textiles & leather
- Wood
- Miscellaneous industries

#### Transport

- Air
- Road
- Rail
- Internal navigation

#### Households/Services/ Agriculture/ Non energy uses

- Chemical feed stocks

#### Energy sector

- Oil & gas extraction
- Coal extraction
- Refineries
- Power plants
- Nuclear industry
- Coking plants

#### Power Plants

- Public power plants
- Auto-producers
- Co-generation
- Pumping

#### T&D Losses

## More Enerdata Information Services

**Global Energy & CO<sub>2</sub> Data:** Regularly updated global energy market database providing supply, demand, and prices for all energy sources by sector, plus GHG emissions. Covering 186 countries from 1970 onwards.

**Global Energy Research:** 110+ country reports. Daily news feed curated by analysts.

**EnerMonthly:** Monthly updates with detailed information on production, imports, exports and consumption for over 40 OECD and non-OECD countries.

**EnerFuture:** Annual forecasts through 2040 (based on the globally recognised POLES model) for energy demand, prices, and CO<sub>2</sub> emissions by sector and for all energy sources. Power generation forecasts by fuel source.

**EnerFuture MACCs:** Assess climate policies, evaluate cost and efficiency, and simulate carbon markets with our CO<sub>2</sub> Marginal Abatement Cost Curves tool.

**Odyssée:** Unique database on energy consumption by end-use for the EU and Norway. Exclusive energy efficiency indicators.

**EnerDemand:** Analyse energy consumption and efficiency trends across the world with energy consumption data by sector and end-use, efficiency trends and drivers.

**Country Energy Demand Forecasts:** Energy demand forecasts for oil, gas, coal, and power consumption by country, by sector, and by usage through 2030.

**Power Plant Tracker:** Screen, monitor, and analyse the development of power generation assets. Powerful embedded analytics. Exclusive insight on Levelized Cost of Electricity and Capital Expenditure from our CAPEX & LCOE module.

**World Refinery Database:** Monitoring of new and existing refineries.

**World LNG Database:** All key information and data about world LNG markets.

**Key Energy Intelligence:** Search by energy topic, energy source (electricity, natural gas, oil, coal, biofuels), utility company (44 included), or CO<sub>2</sub> emissions.